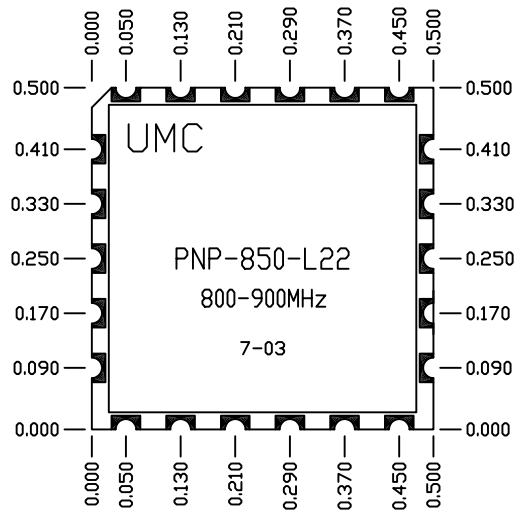
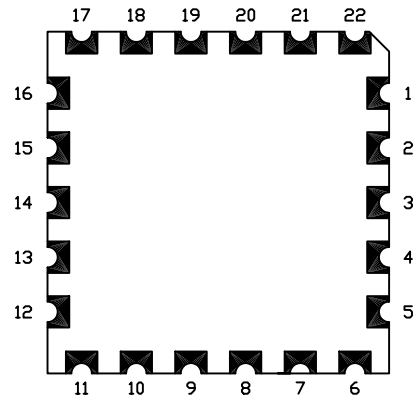
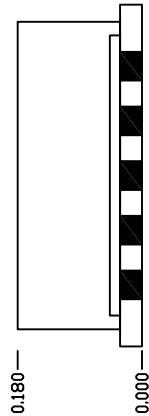


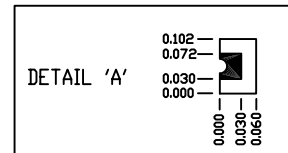
REVISIONS				
ZONE	REV	DESCRIPTION	DATE	APPROVED



 SOLDER CONTACT
  MASK



ALL DIMENSIONS IN INCHES



CONTACT ASSIGNMENTS

1: DA0, Serial Data Interface	12: RF OUTPUT
2: DA1, Serial Data Interface	13: V1, ANALOG SUPPLY INPUT
3: DA2, Serial Data Interface	14: V2, DIGITAL SUPPLY INPUT
4: LOCK DETECT	15: REFERENCE INPUT
5: NO CONNECT	ALL OTHER CONTACTS ARE GROUND

Unless otherwise specified,
dimensions are in inches

Universal Microwave Corp.
L22 SYNTHESIZER PACKAGE

Prepared by: M. Banks 10-13-03

SIZE
A

FSCM NO.

DWG NO.

UP-999

REV
X

Universal Microwave Corporation
2339 Destiny Way
Odessa, FL 33556

SCALE

SHEET