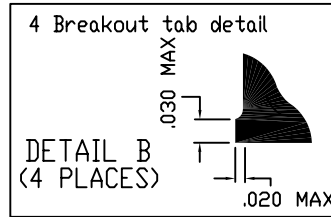
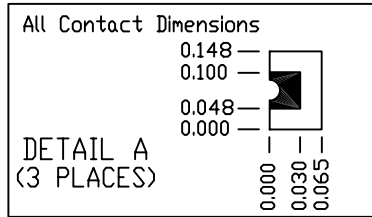
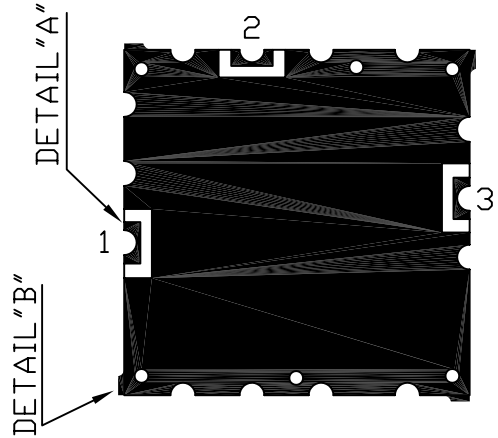
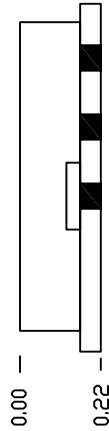
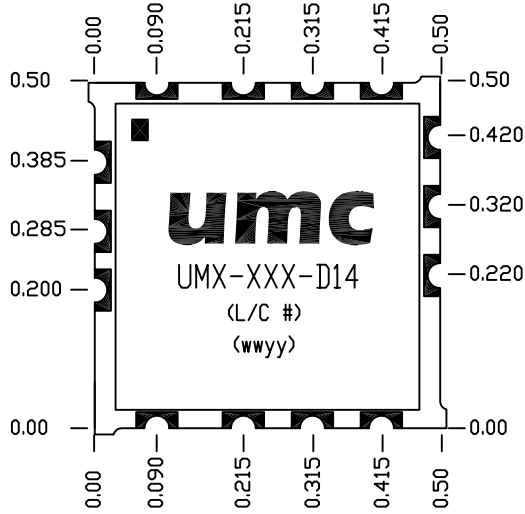




CONFIDENTIAL

NOTES:



1: RF OUT	
2: DC SUPPLY	
3: TUNING VOLTAGE INPUT	
ALL OTHER CONTACTS ARE GROUND	

TABLE 1.2, CONTACT ASSIGNMENTS

Unless otherwise specified, dimensions are in inches.
 TOLERANCES
 .X =+/- .1
 .XX =+/- .01
 .XXX =+/- .005
 ANG =+/- 2°
 Universal Microwave Corporation
 Proprietary Document

Universal Microwave Corp.

SPECIFICATION DRAWING FOR
 D14 PACKAGE DRAWING

Prepared by: M.BANKS 7/25/05
 Universal Microwave Corp.
 2339 Destin Way
 Odessa, FL 33556

SIZE A	FSCM NO.	DWG NO. UP-D14	REV A
SCALE: N/A		SHEET 1 OF 1	