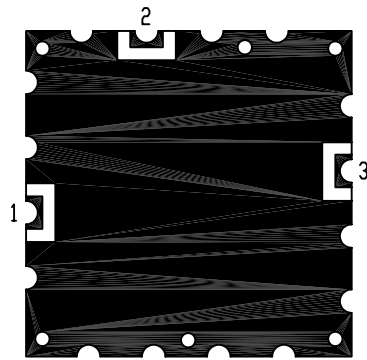
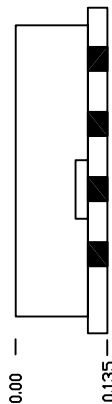
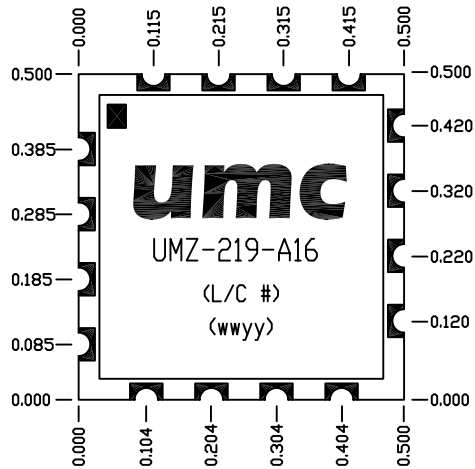




CONFIDENTIAL

TABLE 1.1, ABSOLUTE MAXIMUM RATINGS

Operating Temperature Range	-40 to +85 degrees C
Storage Temperature Range	-55 to +125 degrees C
Vcc Voltage, Vdc	+5.5
Vtune Voltage, Vdc	+5.0
DC Voltage applied to RF out	+/- 25



ALL DIMENSIONS IN INCHES

TABLE 1.2, CONTACT ASSIGNMENTS

CONTACT ASSIGNMENTS:	
1: RF OUT	
2: SUPPLY INPUT	
3: TUNING VOLTAGE INPUT	
ALL OTHER CONTACTS ARE GROUND	

Unless otherwise specified, dimensions are in inches
 TOLERANCES
 .X =+/- .1
 .XX =+/- .01
 .XXX =+/- .005
 ANG =+/- 2°
 Universal Microwave Corporation
 Proprietary Information
 Prepared by: A.BYRD 8/9/05
 Engineer:
 Universal Microwave Corporation
 2339 Destiny Way
 Odessa, FL 33556

Universal Microwave Corp.

SPECIFICATION CONTROL
 DRAWING FOR UMZ-219-A16

SIZE A	FSCM NO.	DWG NO. UP-219	REV A
SCALE N/A		SHEET 1 OF 2	

	MIN.	TYP.	MAX.
Frequency, MHz	390		415
Power Output, dBm	-2.5	0	+2.5
Harmonics, dBc		-15	-10
SSB Phase Noise, dBc/Hz:			
@ Offset = 1kHz		-93	-88
@ Offset = 10kHz		-117	-112
@ Offset = 100kHz		-137	-132
@ Offset = 1MHz		-157	-152
@ Offset = 10MHz		-164	-155
Pushing, MHz/V		0.5	1.0
Pulling, MHz p-p, @12dB _r , all phases		0.5	1.0
Tuning Voltage, Vdc	+0.5		+4.5
Tuning Sensitivity, MHz/V		12	
Frequency drift with temperature:			
@ -40°C, MHz		1.5	
@ +85°C, MHz		1.5	
Supply Voltage, Vdc		+5.0	
Supply Current, mA		15	
Output Power @ $V_t = 0$ and 5V	-2.0		
Tuning Port Capacitance, pF		100	
3dB Modulation Bandwidth, kHz		1000	

TABLE 1.3 ELECTRICAL SPECIFICATIONS

SPECIFICATION CONTROL DRAWING			
Drawing No. UMZ-219-A16			
Size	A	REV	A
Engineer: PJE 8/9/05		SHEET 2 OF 2	