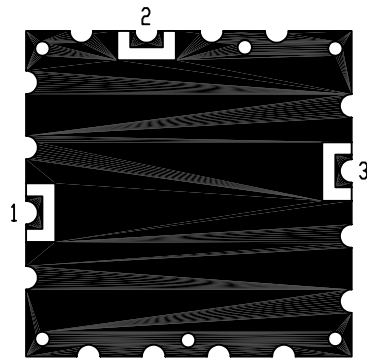
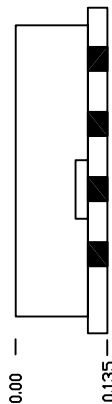
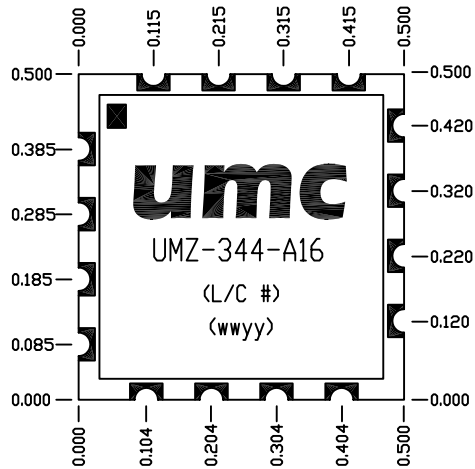




CONFIDENTIAL

TABLE 1.1, ABSOLUTE MAXIMUM RATINGS

Operating Temperature Range	-40 to +85 degrees C
Storage Temperature Range	-55 to +125 degrees C
Vcc Voltage, Vdc	+13.0
Vtune Voltage, Vdc	+16.0
DC Voltage applied to RF out	+/- 25



ALL DIMENSIONS IN INCHES

TABLE 1.2, CONTACT ASSIGNMENTS

CONTACT ASSIGNMENTS:	
1: RF OUT	
2: SUPPLY INPUT	
3: TUNING VOLTAGE INPUT	
ALL OTHER CONTACTS ARE GROUND	

Unless otherwise specified,
dimensions are in inches
TOLERANCES
.X = +/- .1
.XX = +/- .01
.XXX = +/- .005
ANG = +/- 2°
Universal Microwave Corporation
Proprietary Information
Prepared by: A.BYRD 9/9/05
Engineer:
Universal Microwave Corporation
2339 Destiny Way
Odessa, FL 33556

Universal Microwave Corp.

SPECIFICATION CONTROL
DRAWING FOR UMZ-344-A16

SIZE A	FSCM NO.	DWG NO. UP-344	REV A
SCALE N/A		SHEET 1 OF 2	

	MIN.	TYP.	MAX.
Frequency, MHz	140		265
Power Output, dBm	+7.0	+10.0	+12.0
Harmonics, dBc		-25	-15
SSB Phase Noise, dBc/Hz:			
@ Offset = 1kHz		-78	-73
@ Offset = 10kHz		-103	-98
@ Offset = 100kHz		-123	-118
@ Offset = 1MHz		-143	-138
@ Offset = 10MHz		-162	-155
Pushing, MHz/V		0.5	1
Pulling, MHz p-p, @12dB _r , all phases		2	5
Tuning Voltage, Vdc	+1.0		+15.0
Tuning Sensitivity, MHz/V		11	
Frequency drift with temperature:			
@ -40°C, MHz		2	4
@ +85°C, MHz		2	3
Supply Voltage, Vdc		+12.0	
Supply Current, mA		17	
Output Power @ V _t = 0 and 15V	+5.0		
Tuning Port Capacitance, pF		330	
3dB Modulation Bandwidth, kHz		100	

TABLE 1.3 ELECTRICAL SPECIFICATIONS

SPECIFICATION CONTROL DRAWING			
Drawing No. UMZ-344-A16			
Size	A	REV	A
Engineer: T.KRAUS 9/9/05		SHEET 2 OF 2	